

**Distance Learning Classwork Packet #1 August 4-7, 2020**

**Face coverings are required (no bandanas)** School policy to require face coverings (mask/shields) for all Staff & students over the age of 5 until the Arizona Department of Health Services determines coverings are not required.

**Dance and Music K-6<sup>th</sup> is on line [www.nhorizon.net](http://www.nhorizon.net) (Practice for the Hoe-Down)**

**Monday**



**Tuesday- All About Me pg 6, To the Teacher pg 10, Prodigy 20 minutes**

**Wednesday- High-Frequency Words Lesson 1pg 7, Thousands, Hundreds, Tens, and Ones pg 22 Moby Max 20 minutes on Science School Code is AZ6287**

**Thursday- Moving Day pg 4, Multiplication Facts pg 34, Moby Max School Code is AZ6287 20 minutes of Social Studies**

**Friday – Brad's Robot pg 5, Add 3 Digit Numbers pg 18, Login in Moby Max, School Code is AZ6287 and take the Reading Level Assessment( should be an orange box)**

---

**ALL PARENTS should be receiving TEXTING and VOICE MAIL messages.**  
**If you are NOT please call the office and notify Linda the school secretary 480 655-7444**

<b>Tuesday</b>	<b>August 4</b>	<b>Distance Learning School Starts office hours 7:30 AM – 4:30 PM</b> <b>Come to school and pickup the below items:</b> <ol style="list-style-type: none"><li>1) Parents pick up #1 Distance Learning Class Packet</li><li>2) TEST time for K-6<sup>th</sup>, Aug. 5/6<sup>th</sup> and again for 3<sup>rd</sup> – 6<sup>th</sup> Aug. 11<sup>th</sup></li><li>2) Kissn'go car window signs</li><li>3) Student's usernames and passwords for school programs</li><li>4) Parent Notification for the Thursday Meeting Title I Review</li><li>5) Attendance will be taken and marked here when you pickup packet.</li></ol>
<b>Wednesday</b>	<b>August 5</b>	<b>BENCHMARK TESTING – ALL K-6<sup>th</sup> by appointment</b>
<b>Thursday</b>	<b>August 6</b>	<b>BENCHMARK TESTING – ALL K-6<sup>th</sup> by appointment</b>

**TONIGHT!!!**

**IMPORTANT PARENT MEETING !!!!!!! 2- GROUPS**

- \* **A- H 5:30 PM LAST names beginning**
- \* **I – Z 6:30 PM Last names beginning**
- \* **Only attend one session**
- \* **Enter EAST side of the school**
- \* **Parent's sign in / students are welcomed but not required to attend.**
- \* **Topics: Title I Review, Distance Learning and On Campus learning**
- \* **Wear a face covering (mask or shield) (no bandanas)**

<b>Monday</b>	<b>August 10</b>	<b>Bring #1 Distance Learning Classwork Packet to school to be graded</b> <b>Pick up #2 Distance Learning Classwork Packet to be completed and returned Monday August 17, 2020 between 7:30 AM and 4:30 PM</b> <b>Attendance is taken when you bring back packet #1 and pickup packet #2</b>
<b>Tuesday</b>	<b>August 11</b>	<b>3<sup>rd</sup> – 6<sup>th</sup> Graders Testing - Wear a mask, social distancing for test centers</b>

Some students come at 9:30 -11:30 and others 12:30 – 3:00 PM  
Benchmark Tests will take this amount of time. If a student is finished  
earlier they call their parent.

New Horizon School for the Performing Arts

480 655-7444

GRADO \_\_\_\_\_

[www.nhorizon.net](http://www.nhorizon.net)

Horario Oficina 7:30 AM – 4:15 PM

Caracter para Agosto - Respeto

Paquete de Trabajo de Clase a Distancia #1 Agosto 4-7, 2020

Se requieren mascarillas (NO bandanas) La poliza de la escuela requiere el uso de mascararas para todo el  
Personal y Estudiantes de 5 años en adelante esto cera hasta que el Departamento de Salud de Arizona  
determine que no es necesario usarlas.



Baile y Musica K-6<sup>to</sup> es en linea en [www.nhorizon.net](http://www.nhorizon.net) (Practicar para el Hoe-Down)

Lunes

Martes

Miercoles

Jueves

Viernes

**TODOS LOS PADRES DEBEN RECIBIR TEXTOS Y MENSAJES DE VOZ DE LA ESCUELA.**  
Si NO los esta recibiendo porfavor comuniquese con la secretaria Linda al 480 655-7444

Martes	Agosto 4	Educacion a Distancia Comienza la oficina esta abierta 7:30 AM – 4:30 PM Venga a la Escuela y Recoja lo siguiente: 3) Padres recojan #1 Paquete de Educacion a Distancia 4) Horario de EXAMEN K-6 <sup>to</sup> , Ago. 5/6 y otra vez del 3 – 6 Ago. 11 2) Tarjetas para Kissn'go que tiene que traer en el carro 3) Nombres de Usuarios y Contraseñas para los programas 4) Notificacion a los padres para la revision del Programa Titulo I 6) La asistencia se tomara y se marcara aqui cuando recoja el paquete
Miercoles	Agosto 5	EXAMENES DE BENCHMARK – TODOS K-6 con cita
Jueves	Agosto 6	EXAMENES DE BENCHMARK – TODOS K-6 con cita

**ESTA NOCHE!!!**

**JUNTA DE PADRES IMPORTANTE!!!!!!! 2- GRUPOS**


- \* A- H 5:30 PM APELLIDOS que comienzan con
- \* I – Z 6:30 PM APELLIDOS que comienzan con
- \* Solamente venga a una seccion
- \* Entre por el lado ESTE de la Escuela
- \* El Registro de los padres/estudiantes son bienvenidos pero no se requiere que asistan.
- \* Temas: Revision de Titulo I, Aprendizaje a Distancia y Aprendizaje en el campus escolar
- \* Porfavor usar mascara (NO bandanas)

Lunes	Agosto 10	Traiga el paquete de trabajo de clase de aprendizaje a distancia #1 a la escuela para calificar. Recoja el paquete de trabajo de clase de aprendizaje a distancia #2 para completar y devolver el Lunes Agosto 17, 2020. La asistencia se toma cuando devuelva el paquete #1 y el paquete #2
Martes	Agosto 11	Exámenes para 3 <sup>ro</sup> – 6 <sup>to</sup> Grados Testing - Use mascara, distanciamiento social para los centros de exámenes. Algunos estudiantes vienen a las 9:30

Name \_\_\_\_\_

Back To School  
Poster

## All About Me!



My Hobbies

My Favorite  
Place

My Home

My Family

My Friends

This is a picture of me.

My Birthday

Name \_\_\_\_\_ Writing a letter

# To the Teacher

Write a letter to your teacher. Tell about yourself and what you would like to do in school this year.

Dear \_\_\_\_\_,

\_\_\_\_\_  
(Date)

---

---

---

---

---


---

---

---

---

---



Sincerely,

\_\_\_\_\_

Teacher: Reproduce this form for each student. Have the students write letters to you during the first week of school.

## ★ High-Frequency Words · Lesson 1

answer by find has is  
school sister this what your

**D** Read each sentence. Find and circle the word that best fits.

- |                                     |           |           |           |
|-------------------------------------|-----------|-----------|-----------|
| 1. Is _____ a school?               | a. what   | b. this   | c. have   |
| 2. This is _____ school.            | a. your   | b. by     | c. answer |
| 3. What is your _____ ?             | a. this   | b. answer | c. find   |
| 4. Your sister is _____ the school. | a. has    | b. answer | c. by     |
| 5. Your sister _____ this answer.   | a. this   | b. what   | c. has    |
| 6. _____ your school.               | a. Find   | b. Has    | c. What   |
| 7. What _____ the answer?           | a. this   | b. is     | c. by     |
| 8. This is your _____ .             | a. sister | b. has    | c. find   |
| 9. Find this _____ .                | a. is     | b. your   | c. answer |
| 10. Your sister is in _____ .       | a. answer | b. school | c. find   |

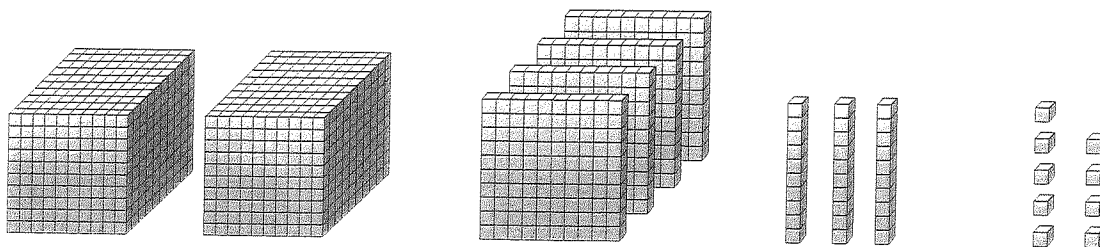
**E** Draw a line from each word in the top row to its antonym in the bottom row. (An *antonym* is a word that has the opposite meaning from another word.)

1. sister      2. your      3. find      4. answer      5. is      6. has
- a. hasn't      b. lose      c. ask      d. isn't      e. brother      f. my

**F** Write the present tense of each verb.

1. was \_\_\_\_\_ 2. had \_\_\_\_\_ 3. found \_\_\_\_\_

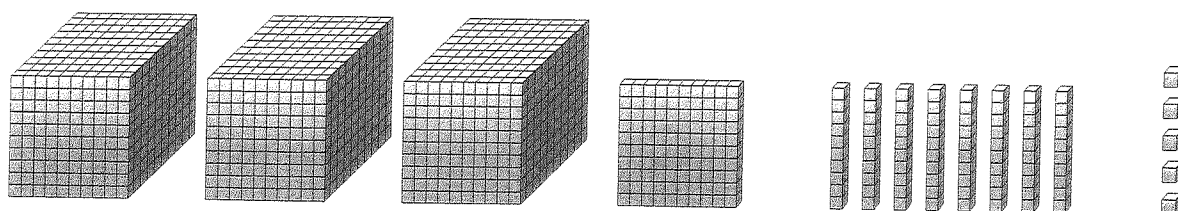
# Thousands, Hundreds, Tens, and Ones



$$\begin{array}{r} \underline{2} \text{ thousands} \quad \underline{4} \text{ hundreds} \quad \underline{3} \text{ tens} \quad \underline{9} \text{ ones} \\ \underline{2000} + \underline{400} + \underline{30} + \underline{9} \\ \underline{2439} \end{array}$$

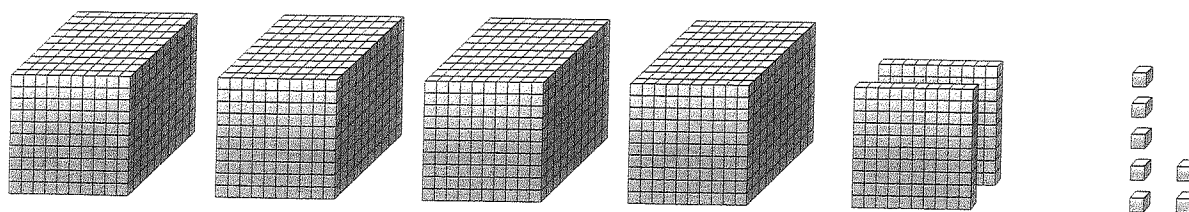
Look at the picture. Count how many thousands, hundreds, tens, and ones there are. Then write the number.

1.



$$\begin{array}{r} \underline{\hspace{1cm}} \text{ thousands} \quad \underline{\hspace{1cm}} \text{ hundreds} \quad \underline{\hspace{1cm}} \text{ tens} \quad \underline{\hspace{1cm}} \text{ ones} \\ \underline{\hspace{1cm}} + \underline{\hspace{1cm}} + \underline{\hspace{1cm}} + \underline{\hspace{1cm}} \\ \underline{\hspace{2cm}} \end{array}$$

2.



$$\begin{array}{r} \underline{\hspace{1cm}} \text{ thousands} \quad \underline{\hspace{1cm}} \text{ hundreds} \quad \underline{\hspace{1cm}} \text{ tens} \quad \underline{\hspace{1cm}} \text{ ones} \\ \underline{\hspace{1cm}} + \underline{\hspace{1cm}} + \underline{\hspace{1cm}} + \underline{\hspace{1cm}} \\ \underline{\hspace{2cm}} \end{array}$$



## Moving Day

Each Brewster kid feels differently about moving to a new home. Circle a name to answer the first four questions. Then, write the name of the person who you think said each quote.

.....




- |                       |      |       |        |       |
|-----------------------|------|-------|--------|-------|
| 1. Who looks angry?   | Brad | Betty | Brenda | Billy |
| 2. Who looks sad?     | Brad | Betty | Brenda | Billy |
| 3. Who looks happy?   | Brad | Betty | Brenda | Billy |
| 4. Who looks worried? | Brad | Betty | Brenda | Billy |
- 
5. "When we move to the new house, I will have my own room! I can't wait!" \_\_\_\_\_
  6. "I'm angry! I don't want to leave my home! I have lived here my whole life!" \_\_\_\_\_
  7. "I've heard that my new teacher is very hard. I like our new house but I'm not sure about the school." \_\_\_\_\_
  8. "I'm going to miss playing with all of my friends in the park. Thinking about saying goodbye to them makes me sad." \_\_\_\_\_

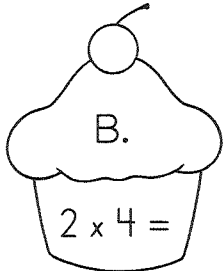
Name \_\_\_\_\_

Draw a line from each cupcake to the candle with the correct answer.

A



B





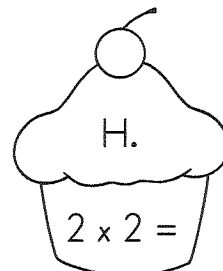
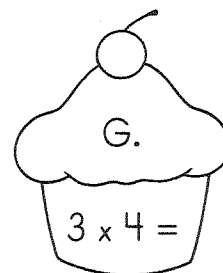
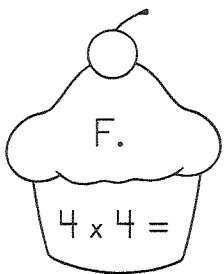





C

D


E

F





Name \_\_\_\_\_




## Brad's Robot

Read the story. Number the events below in the order that they happened in the story.

.....

No one had seen Brad for hours. He was in the basement building a robot. Brad thought his family would be really surprised when they saw it. He hoped they would not be mad because he used many of their things to create it. First, Brad used the trash can from the kitchen for the robot's body. He used his mother's flower pot for the head. A shoe box for his brother's sneakers made the perfect hat.



Next, Brad added a fly swatter to make one arm and a broom to make the other. He found some large nuts and bolts in his father's toolbox. He used them to make the robot's eyes and nose. Finally, he painted a smile on the robot with his big sister's nail polish.

When he was finished, Brad took a long look at the robot he had built. He thought it was terrific! He hoped his family would agree.

- \_\_\_\_\_ a. Brad used a flower pot for the head.
- \_\_\_\_\_ b. Brad painted a smile with nail polish.
- \_\_\_\_\_ c. Brad used a trash can for the body.
- \_\_\_\_\_ d. Brad made eyes and nose from nuts and bolts.
- \_\_\_\_\_ e. Brad made one arm from a fly swatter.
- \_\_\_\_\_ f. Brad used a shoe box for a hat.

# Add Three-Digit Numbers

Add the **ones**.  
Regroup as needed.

$$\begin{array}{r} \overset{1}{3} \ 4 \ 6 \\ + \ 2 \ 8 \ 6 \\ \hline 2 \end{array}$$

6 + 6 = 12 ones  
12 ones is  
1 ten and 2 ones

Add the **tens**.  
Regroup as needed.

$$\begin{array}{r} \overset{1}{3} \ \overset{1}{4} \ 6 \\ + \ 2 \ 8 \ 6 \\ \hline 3 \ 2 \end{array}$$

1 + 4 + 8 = 13 tens  
13 tens is  
1 hundred and 3 tens

Add the **hundreds**.

$$\begin{array}{r} \overset{1}{3} \ \overset{1}{4} \ 6 \\ + \ 2 \ 8 \ 6 \\ \hline 6 \ 3 \ 2 \end{array}$$

1 + 3 + 2 = 6 hundreds  
The sum is 632.

Estimate

$$\begin{array}{r} 3 \ 0 \ 0 \\ + \ 3 \ 0 \ 0 \\ \hline 6 \ 0 \ 0 \end{array}$$

Add the numbers. Write the sum.

1. 
$$\begin{array}{r} 221 \\ + 579 \\ \hline \end{array}$$

$$\begin{array}{r} 398 \\ + 352 \\ \hline \end{array}$$

$$\begin{array}{r} 375 \\ + 246 \\ \hline \end{array}$$

$$\begin{array}{r} 200 \\ + 200 \\ \hline \end{array}$$

2. 
$$\begin{array}{r} 519 \\ + 399 \\ \hline \end{array}$$

$$\begin{array}{r} 600 \\ + 300 \\ \hline \end{array}$$

$$\begin{array}{r} 634 \\ + 200 \\ \hline \end{array}$$

$$\begin{array}{r} 721 \\ + 189 \\ \hline \end{array}$$

3. 
$$\begin{array}{r} 496 \\ + 366 \\ \hline \end{array}$$

$$\begin{array}{r} 100 \\ + 500 \\ \hline \end{array}$$

$$\begin{array}{r} 519 \\ + 181 \\ \hline \end{array}$$

$$\begin{array}{r} 131 \\ + 689 \\ \hline \end{array}$$

4. 
$$\begin{array}{r} 700 \\ + 197 \\ \hline \end{array}$$

$$\begin{array}{r} 400 \\ + 450 \\ \hline \end{array}$$

$$\begin{array}{r} 647 \\ + 188 \\ \hline \end{array}$$

$$\begin{array}{r} 200 \\ + 600 \\ \hline \end{array}$$

